PRIYADARSHINI INSTITUTE OF ARCHITECTURE & DESIGN STUDIES
Priyadarshini Campus, Digdoh hills, Off Hingna road, Near, CRPF Campus Nagpur-440 019,
Ph.No. 9607812399. Email :piads.ngp@gmail.com

PIADS

7.3. Institutional Distinctiveness

7.3.1. Describe

Response

Promotion of Research by faculty & students

PIADS believe in achieving excellence through interaction of the facets of education i.e. Academics, Research & Practice. We recognize that the knowledge could be expanded through research. And at educational institution synergy between these three facets could enrich each other.

- Students are encouraged to take research-oriented Thesis Projects at final year level. Wherein the students work under guidance or experienced faculty and pursue their work while following appropriate methodology. As a dissemination of outcome of this activity a publication is released from the year 2017-18. The students are offered an elective at advanced stage of their curriculum wherein they are given introduction to research methodologies and preparation of research proposal.

Outcomes:

The elective course equips them with knowledge on

- Investigate in depth the problem of relevance to society.
- Methods of conducting survey and investigation.
- Acquaint with research methods.
- Capacity to carry out an independent study
- Analytical, writing and presentation skills for scientific communication.

As a result of this students are motivated to take up research driven Thesis Projects at final year.

The institute is recognized as Centre for Higher Learning & Research by the affecting university.

PRINCIPAL
PRIYADARSHINI INSTITUTE OF ARCHITECTURE & DESIGN STUDIES
Priyadarshini Campus, Digdoh Hills, Opp. Hingna Road,
Near CRPF Campus, NAGPUR-19

Financial support and infrastructure for research and publication by faculty

The institute has policy to encourage the research activity and publication by faculty by giving various incentives under the scheme faculties may underfaze research (not leading to PhD) in any topic of their interest by giving a proposal in proper format highlighting its relevance methodology, benefit devotion and tentative budget.

Outcome :

One of the faculty has come of with the product which is being patented with the financial support from management.

A book authored by faculty is published by Institute and is in good demand.

Faculty members have undertaken documentation based research on traditional / vernacular architecture involving students , in nearby regions with objectives to develop the strategies for contemporary application.

Documents -

- Topic & contents of Research based Thesis Projects by Students
- Document related to financial support from management.
- Document related to publication of book authored by faculty and published by institution.
- Posters for workshop displayed by faculty to attract the students for registration.

Summer and Winter School

The institute has distinctive practice of organizing week to ten days workshops for students at the end or beginning of each semester. The objective of this practice is to convert the knowledge gained by students into wisdom and to offer the knowledge is the topics beyond university prescribed syllabus. This gives opportunity to students to pursue interest in topics of his interest and faculty to widen the sphere of their knowledge.

Outcome :

- It has given students opportunity to develops his skills & pursue interest in topic of interest.
- The faculty has developed the motivation to widen his/her sphere of knowledge apart from routine academic content to master in certain topics.
- Collectively it has created the tribes scholastic environment in the campus while utilizing the gap between semester productively.

Office of the L.T.J.S.
Inward No 6138 Dt. 26/11/18
Initials... To...

From

Prof : Ramesh Bhambhani

PIADS

Nagpur

To,

The Director

PIADS

Nagpur

Subject : - "Approval to expected expenses for filing and obtaining Patent - To "Three Layer Sandwich D.P.C. For existing Brick Masonry Structures"

Reference : - "Discussions held with you"

Dear Sir,

In above said matter I have received from Ms. Nausheena Yasmeen Khan an attorney who deals / provides consultancy and assistance in all matters related to filing and obtaining Patent.

I am enclosing here-with the fee structure as submitted by her to me. Sir I request you to take a look in to expected expenses as submitted by Ms N. Y. Khan and request you to approve / sanction the same.

Thanks

NAGPUR

27/08/2018

Director, PIADS Office
Inward No. 106 Dt. 2/11/18
Initials No. A To.....

02/11/18

(Prof. Ramesh Bhambhani)

Plz see reverse

Dear Sir,

Further to our discussion
Plz. find details about
the filing of the patent.
Best wishes

15/11/18

seen
15/11

APPROVED.

PIADS as an institute lacks innovative research work OR constant pursuance of higher learning. As this is the 1st ever patent attempted, which is proposed to be filed jointly in the name of faculty and institute also, 100% assistance-amounting to RS. 2,15,940/- is being approved.

Director Architecture is requested to evolve a policy for patent expense sharing-if filed jointly between faculty/institute- so as to promote this culture.

Accepted with thanks.
Plz inform RGB.
5/12/18

PPP. Plz. do the needful and discuss with me.
5/12/18

IADS/2018-19/345

24/01/19

From
Prof : - Ramesh Bhambhani
PIADS
Nagpur

To
The Director
LTJSS
Nagpur

Subject : - "Signing of Power of Attorney on Rs. 500 /- stamp paper"

Dear Sir,

In continuation to my application for filing of a Patent, which you have so kindly approved I am attaching here Email correspondance from Advocate Nausheena Khan who will be filing our Patent application and subsequently would be pursuing the same to get necessary approval.

Along with this is also enclosed the format of Power of Attorney which we are required to make / sign on Rs. 500 /- Stamp Paper.

Power of Attorney to be issued is in the name of Ranjit Bhattacharya who is colleague of Advocate Nausheena Khan and is patent agent.

Sir, I request you to go through the enclosed email correspondance and sanction approval to Power of Attorney as desired by Advocate Nausheena Khan.

Seeking your early favourable response / approval.

Thanks

ENCL : AS ABOVE

(Prof. Ramesh Bhambhani)

NAGPUR
24/01/2019

Approved
24/01/19

Name	RAMESH GEHIMAL BHAMBHANI
Address	RESEARCH CELL, PRIYADARSHANI INSTITUTE OF ARCHITECTURE AND DESIGN STUDIES, PRIYADARSHANI CAMPUS, DIGDOH HILLS, OFF HINGNA ROAD, CRPF CAMPUS NAGPUR - 440019
City	
State	
ZIP	
Phone	9422810937
Email	bhambhaniramesh@yahoo.co.in
ADDITIONAL INVENTORS	NO
Provide INVENTORS	

INVENTION DETAIL

TITLE: - **DAMP PROOFING LAYER / COURSE FOR EXISTING LOAD BEARING BRICK MASONRY STRUCTURE**

ABSTRACT (250 Word Max.....)

Every Load Bearing Brick Masonry Building, just above surrounding ground level must be built with Damp Proof Course (D.P.C.) to check "Rising Dampness" from damp/saturated subsoil, caused due to "Capillary Action" resulting from porosity of Bricks.

In **Existing Load Bearing Brick Masonry Buildings** for reasons of negligence such as not building DPC **OR** where built; but with poor workmanship/material **OR** time related ageing/deterioration and due to "Capillary Action" such buildings are seriously affected by "Rising Dampness"; which causes numerous deleterious conditions, when unchecked; over a period of time seriously affects strength of affected portion; which can be life threatening and cause serious safety concerns

Invented process of **"Three Layer Sandwhich DPC"** is designed to be executed **"Insitu"**, consisting of bottom and top layer of dry concrete and between them is sandwitched layer of stone of impermeable quality and both bottom and top layers are impregneted by cement grout mixed with Cebex 100 and SBR Latex; by using technique of pressure / injection grouting, thus rendering "Three Layer Sandwich" completely water tight/proof.

Invented process is laid **Insitu** by cutting short lengths of existing walls in aternate runs and upto half thickness of wall at points where DPC is to be laid; all cutout portions are immediately build - up with invented Layer. After this remaining uncut portion is cut and built in same manner. After half thickness is built; remaining thickness is built in same manner, thereby **rendering complete length and width of Existing Brick work fully Damp Proof to Rising Dampness.**

SUMMERY OF INVENTION (What is it? What does it do? Why is it needed?)

WHAT IS IT ? :- It is a "Three Layer Sandwich" Damp Proofing Course / Layer (D.P.C.) for **Existing** Brick Masonry **Load Bearing** Building(s) which can be executed and

PRIYADARSHINI INSTITUTE OF ARCHITECTURE & DESIGN STUDIES

Priyadarshini Campus, Digdoh hills, Off Hingna road, Near CRPF Campus Nagpur-440 019,

Ph.No. 712-6452399.Email :piadsnag@gmail.com

"FORM FOLLOWS LIGHT"

Submitted by

Arkojyoti Saha

Enrolment No.- 2015016602611424

Tenth Semester, B.Arch.

Under the guidance of

Prof. Habeeb Khan

Prof. SarangGurjar
Principle, PIADS

Prof. Habeeb Khan
Director, PIADS

Thesis Co-ordinator
Ar. Sukhda Degwekar

Scanned by CamScanner

Painting

As a child I used to paint

I still paint.

In painting, different colours are used to heighten the

Perception of depth , height, volume , moods,etc

The Idea of which fascinates me.

Architecture.

Architecture is art, like a painting.

Just like a painting, architecture too has its own way to heighten the

Perception of depth ,height, volume, moods. ,etc.

Its way is guided by another object.

That , is an intangible object.

That,

Is Light.

Scanned by CamScanner

What do I like?

When I started thinking about my thesis I asked myself what do I really like to do in other words what part have I liked the most in my 4 year architecture course. I realized , I like generating forms. And along with that I like playing with light and materials on the forms that I have created. Moreover I like to build concepts and play with human experience and feelings while the visit my conceptualized forms in the imaginative little mind of mine. So when I was asked to submit my idea for mmy thesis I coldnt think anything else but this. As I started thining I unraveled further into my topic.

What topic do I select?

I wanted to choose something which would involve things that I would like to do. I feared that I may get bored halfway through my thesis. A failed start would end up a failed theseis. I researched further and tried to come up with something which would involve most of what I have learnt in my college years emphasizing on the activities that I like to do.

Why Light?

Light is something I was fascinated about since my first year in college. How an object so ephemeral can be moulded with form to impact a spirit of place to a building.

Since forever light as a building material has been shaped through a variety of forms by architects all over the world to create their own unique style of architecture.

Architecture is defined by the way light enters a space.

Architecture is in service of light but not the other way round.

hy natural light?

Natural light is unpredictable and spontaneous, unlike artificial light which is programmed and controlled forehand.

Architecture at its purest form is nothing but Form and Light.

While the artificial light is something added to architecture, and in that sense its inert and dead.

Daylight is inherently vital rather than static. It is always changing and moving , in a state of becoming, and its alities at any moment are never quite the same as the moment before or the moment to follow.

y a museum?

I want the freedom to examine light from different perspectives.

I can only do justice by creating a museum to showcase all those different perspectives.

A museum that would only exhibit light and nothing else.

A museum of varied forms that bend light in varied ways.

Besides , I think, as architects we all ower ourselves to Light. So why not make a museum for our most vital ngible friend.

Scanned by CamScanner

its an Experiment.
a Study on Light.
a Form making assignment.
a Research on human psychology of Spaces.

What would be my Aim?

I want to design a space, a structure, or edifice, where *forms* are generated in accordance to how they shape *light* to create spaces of significant *character.*

Such forms would come together in amalgamation to create a single most identity, a *Museum of light.*

What would i Focus upon?

- *phenomenology* - the human experience.
- How light touches depths that are perceptual and psychological, emotional and spiritual.
- How light gives a space a sense of character and spirit.
- How light can be shaped and managed through time by specific building *forms.*
- To develope a characteristic *poetic* language of the built space to describe the atmosphere of light.

How am i supposed to do this?

* Study the methods of manipulating daylight.
  - By hand drawings and ***paintings.***
  - ***Model*** **study**
    to obtain forms that modulate light.
  - ***Photography***
    As a medium to document and share each construction of ephemeral light.

* Study the works of architects
  To understand their rational process to shape light through their own unique forms to create their unique sense of phenomena for the spaces.

* Focus on both exterior and interior of studied forms.

* Material study
  How different materials react to light in their own ways.

* Analytical study
  To eventually be able to prove and justify the design via proper theoritical calculations as much as possible.

* Study of human experience
  How this encounter can enhance our sense of existence, how light can create a realm in which, apart from any other purpose, it is a pleasure "*to be*".

form + light + experience

Scanned by CamScanner

Is it really possible? Has something like this been made before?

A museum of light in my sense have not been made till date. But the point I am trying to prove has been proven over and pver again through ages by architects through their works. So yes it is possible. All I want to do is study their work on light and form, to create my own understanding and then put them all together into one single built form, a museum , to showcase light and its peculiarities.

Peter Zumthor's design with light and shadows, with stone, working with reflections of light on water in the Therme Vals in Switzerland, creates a complete sensory experience of walking through the woods.

Ando's work on minimalist structure through concrete and light emits an architectural purity that is found in the details.

Steven Holl's use of light creates plastic and artistic effects. In Holl's experimentation of its phenomenal qualities light becomes space defining factor through which a sense of spatial depth is brought into presence. He quotes, " Light is sculpted by a number of volumes emerging from the roof"

Corbusier"s light techniques emerge as a multifaceted language that transcends the static building volumes into a cosmic cycle that changes with the course of the day, year and with a clear or overcast sky.

Scanned by CamScanner

So does it finally justify what I really like to do and what I am going to do?

Lets just say I am going to go through a lot of ..

Painting

Model making

Photography

Studying architecture

Playing with forms and light

Seems like just another design assignment back in my first year days.

Scanned by CamScanner

INFERENCES

Scanned by CamScanner

EVANESCENCE

ARCHITECT	BUILDING	LOCATION	FORMS	TYPE OF FENETRATIONS	MATERIAL	FORMATIVE	COLOUR	CONTRAST	BRIGHTNESS RATIO
	Light Lattice house	Japan	rectangular linear	narrow slits	steel channels	directional	mono	6:1-8:1 high	low key
	Myyrmaki church Mannisto church	Finland E-W	staggered rectangular (fenestrations at sides e-w)	north syfights E-W glass fascades	glass exposed brick	directional	mono	4:1-6:1	normal key
	Ascencio house	Spain	rectangular solids and voids N-S courtyards	open roof skylights courtyards	white concrete	diffused	white shades achieved dull white, bright white, purple pale blue	3:1-7:1	normal (indoors) high (outdoor)
	St. Ignatius Church	USA	seven bottles of light	diffused skylights oval windows	coloured glass, concrete	diffused	yellow,red blue,orange shades	6:1-10:1	high key
	Sweeny chapel	USA	rectangular	double glass layered window	glass	directional	bluish grey	7:1-8:1	low key



VEILS OF GLASS

ARCHITECT	BUILDING	LOCATION	FORMS	TYPE OF FENETRATIONS	MATERIAL	FORMATIVE	COLOUR	CONTRAST	BRIGHTNESS RATIO
	Glass Pavilion	Ohio, USA	Curved, organic	double glass walls (curved edges)	clear glass	specular	mono	1:1	normal key
	Ricola Europe Factory	France	rectangular	polycarbonate fascade imprinted with digitised photo of palm leaf	poly carbonate	specular	mono	2:1	normal key
	Christen Pavilion	Germany	rectangular	double glass + material (stones,hay,beads)	glass plates filler material	diffused	varried	4:1-6:1	normal key
	Kansthaus bregenz museum	Austria	rectangular	diffused glass panels on false fascade fixed at an angle	diffused glass	diffused	mono	6:1	high key

Scanned by CamScanner

PROCESSION

ARCHITECT	BUILDING	LOCATION	FORMS	TYPE OF FENETRATIONS	MATERIAL	FORMATIVE	COLOUR	CONTRAST	BRIGHTNESS RATIO
PETER ZUMTHOR	Therme Vals	Switzerland	linear 9 blocks	roof slits 8 inch	mahogany, stone	directional	red-blue brown	6:1-8:1	low key
STEVEN HOLL	Bloch building, nelson atkins museum	USA Missouri	glass boxes, double walled	skylights curved roof edges,diffused glass panels	diffused glass	diffused-specular	mono	8:1-10:1	high key
REM KOOLHAAS	Dutch Embassy	Germany	rectangular spiral ramp	glass fascades	metal, glass	specular	brown	2:1-4:1	normal key

ARCHITECT	BUILDING	ELEMENTS	MOODS	PATTERN OF MOVEMENT	TYPE OF MOVEMENT
PETER ZUMTHOR	Therme Vals	-roof slits -cut stone walls -mahogany walls -green roof -artificial dim lighting	idea of bathing in the mountain caves 5 bodily experiances	linear	guided movement blue light-ice bath red walls-hot water bath)
STEVEN HOLL	Bloch building, nelson atkins museum	-diffused glass -hidden skylights -white surfaces -contrasting surfaces -glass boxes	contrasting surfaces form a parrade of interactive spaces throughout	non-linear	free movement
REM KOOLHAAS	Dutch Embassy	-glass/metal fascades -spiralling ramp - city view along the ramp -play of light	modern feels institutional, governing workspace	spiral	fixed movement (along ramps)

ATMOSPHERIC LIGHT

ARCHITECT	BUILDING	LOCATION	FORMS	TYPE OF FENETRATIONS	MATERIAL	FORMATIVE	COLOUR	CONTRAST	BRIGHTNESS RATIO
TADAO ANDO	Church of Light	Japan	linear symmetrical	slits	concrete	diffused	mono	4:1-6:1	low key
SCHULTES & FRANK	Crematorium	Germany	linear symmetrical	skylights on columns	concrete	diffused	blue	4:1-6:1	low key

ELEMENTS COMMON IN BOTH:

- restricted flow of light
- basic form
- simple, linear pattern of movement
- simple planning
- uniform fenestration pattern
- uniform use of material, colour,texture
- play of volumes

FORM FOLLOWS LIGHT

Scanned by CamScanner

ATION/ATION

ARCHITECT	BUILDING	LOCATION	FORMS	TYPE OF FENETRATIONS	MATERIAL	FORMATIVE	COLOUR	CONTRAST	BRIGHTNESS RATIO
JEAN NOUVEL	Institut Du Monde Arabe	France	rectangular linear	mechanised metal screens (aperture like openings)	alluminium + glass	directional	mono	6:1-8:1	low key
HERZOG & DE MEURON	Dominius winery	USA California	rectangular	stone + wire mesh fascade	stone, wire mesh, M.S truss	directional	mono	6:1-8:1	low key
PETER ZUMTHOR	Donau City Church	Austria	rectangular	circular openings skylights	Metal screens polished wood	directional	brown	4:1-6:1	normal key
FAY JONES	Thorncrown Chapel	Arkansas, USA	rectangular cuboid, sloping roof	timber screens, skeleton framework	timber, glass	specular	mono	3:1-4:1	normal key






CANALIZATION

ARCHITECT	BUILDING	LOCATION	FORMS	TYPE OF FENETRATIONS	MATERIAL	FORMATIVE	COLOUR	CONTRAST	BRIGHTNESS RATIO
CARLOS FERRATOR	Auditorium & conference centre	Spain	linear sloping roof conical	folded skylights	concrete glass	diffused	mono	4:1	low-normal key
ALLMANN SATTLER WAPPNER	Church of Sacred Heart	Germany	rectangular	inner (timber louvers) outer (glass skin)	glass timber	diffused	blue brown	4:1	normal key
BAAS	Leon City Morgue	Spain	conical light shafts	conical forms skylights	concrete	diffused	mono	4:1-6:1	low key
RICHARD MEIER	Barcelona Museum of Contempo-rary art	Spain	linear	angular skylights, ramps with skylights,roof slits	glass, concrete	diffused	mono	6:1	high key

FORM FOLLOWS LIGHT

Scanned by CamScanner

PIADS

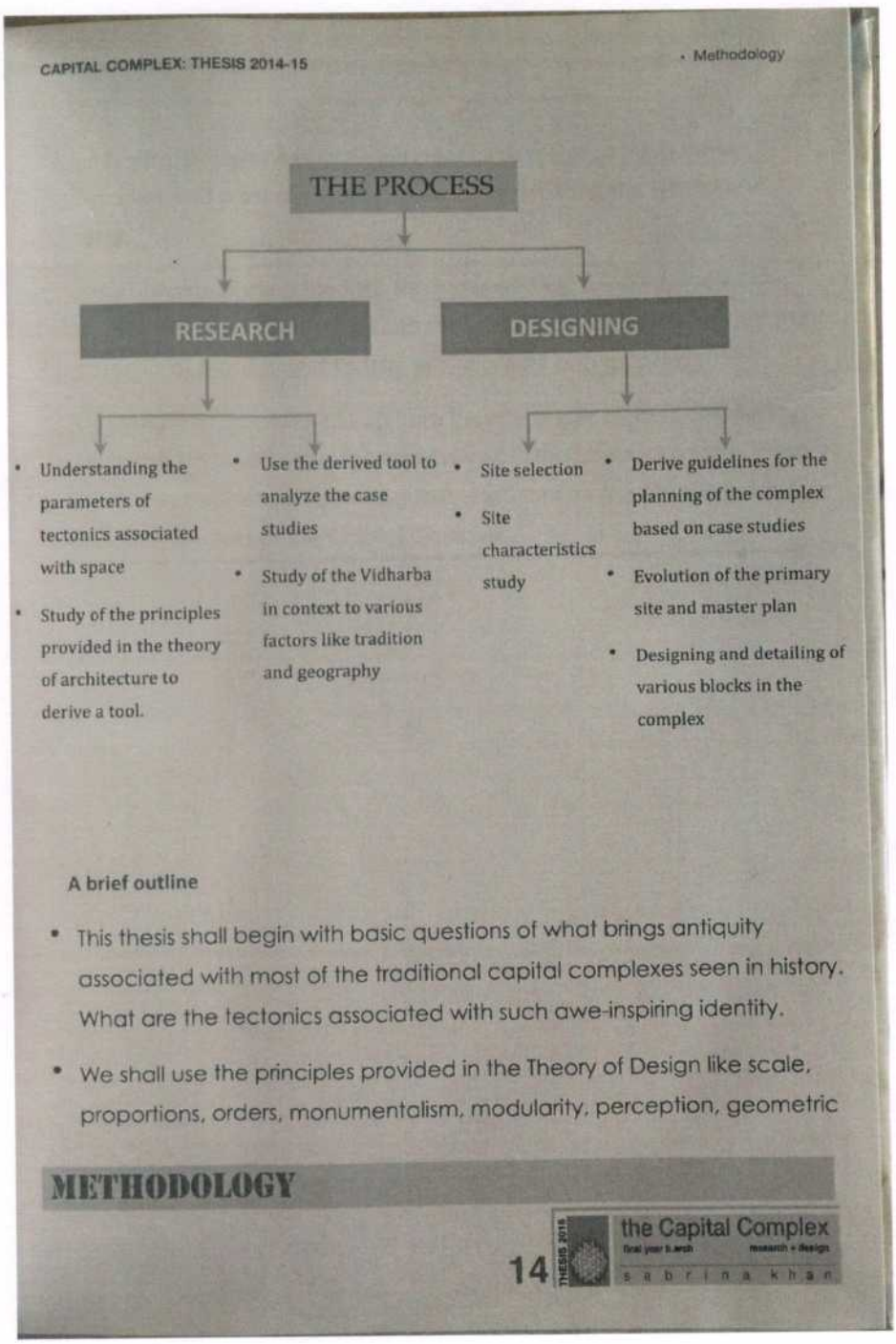

PRINCIPAL
PRIYADARSHINI INSTITUTE OF ARCHITECTURE & DESIGN STUDIES
Priyadarshini Campus, Digdoh Hills, Opp. Hingna Road,
Near CRPF Campus, NAGPUR-19

PRIYADARSHINI INSTITUTE OF ARCHITECTURE & DESIGN STUDIES
Priyadarshini Campus, Digdoh hills, Off Hingna road, Near, CRPF Campus Nagpur-440 019,
Ph.No. 9607812399. Email :piads.ngp@gmail.com

PIADS

2014-2015

PIADS

PRIYADARSHINI INSTITUTE OF ARCHITECTURE & DESIGN STUDIES

Priyadarshini Campus, Digdoh hills, Off Hingna road, Near CRPF Campus Nagpur-440 019,

Ph.No. 712-6452399. Email : piadsngp@gmail.com

THESIS 2015

the capitol'

TECTONICS IN ARCHITECTURE
DESIGNING THE STATE CAPITAL COMPLEX, VIDARBHA

B. ARCH
RESEARCH + DESIGN

GUIDE: PROF. PURVA MANGE

सबीना खान

SUBMITTED BY
SABRINA KHAN
Enrollment no : 201001660117935
X semester B.Arch 2014- 2015

Prof. Sarang Gurjar	Prof. Purva Mange	Prof. Habeeb Khan
Principle, PIADS	Thesis Guide	Director, PIADS

PRINCIPAL
PRIYADARSHINI INSTITUTE OF ARCHITECTURE & DESIGN STUDIES
Priyadarshini Campus, Digdoh Hills, Opp. Hingna Road,
Near CRPF Campus, NAGPUR-19

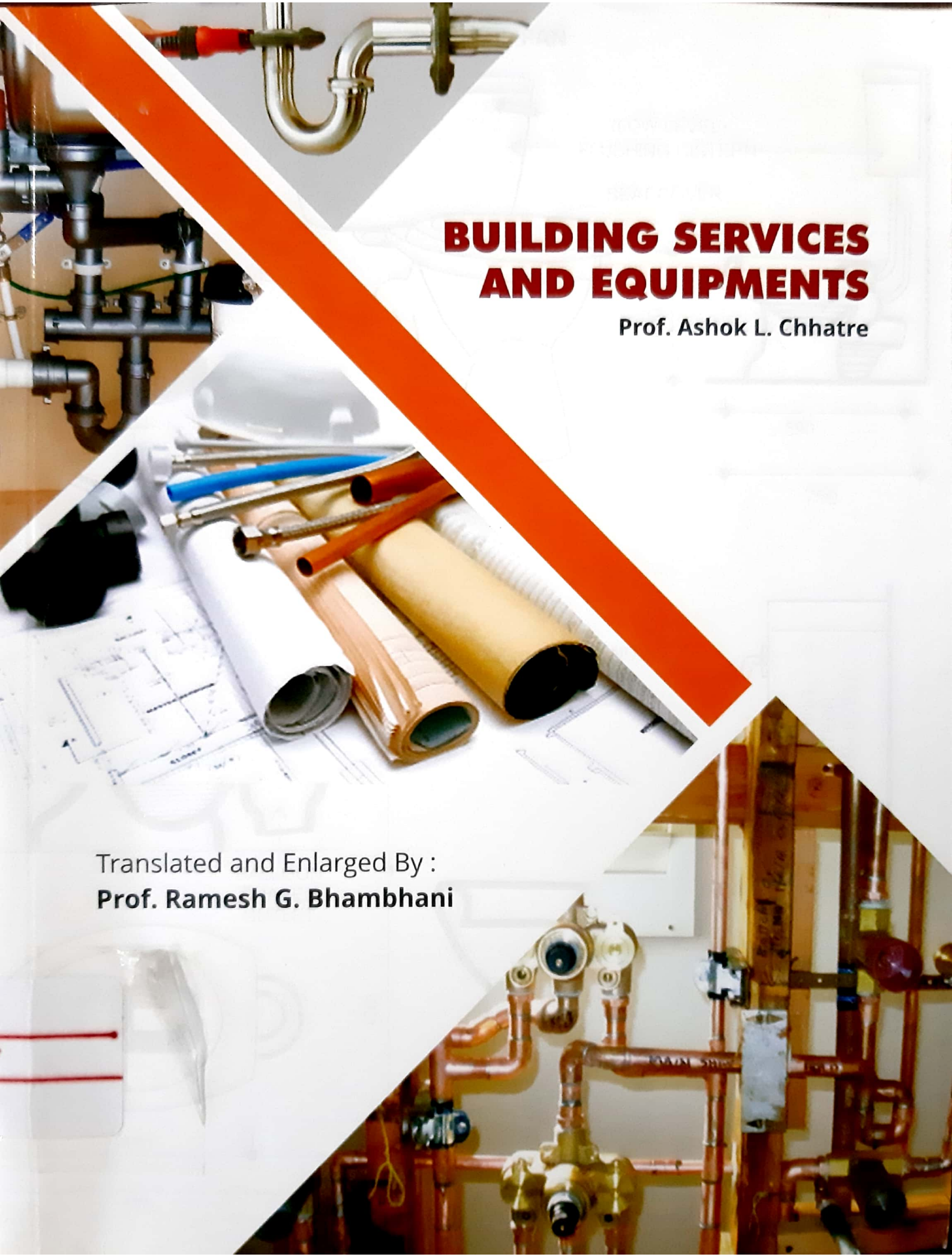

BUILDING SERVICES AND EQUIPMENTS

Prof. Ashok L. Chhatre

Translated and Enlarged By :
Prof. Ramesh G. Bhambhani

Scanned by CamScanner

P.I.A.D.S. LIBRARY 7613 NASHIK

CONTENTS

Chapter No.	Chapter Title and Sub-Titles				Page No.
1.	SANITATION - INTRODUCTION				01 - 06
	• Building Wastes	01	• Conservancy Lane System	03	
	• Water Carriage System	05			
2.	SANITARY FITTINGS				07 - 30
	• Water Closet	08	• Urinals	11	
	• Wash Hand Basins	16	• Bath Tubs	16	
	• Bidet	17	• Kitchen Sinks	17	
	• Drinking Water Fountains	17	• Flushing Cisterns	23	
	• Flushing – Valves	28			
3.	TRAPS: IMPORTANCE AND NECESSITY				31 - 41
	• Removal Of Water Seal	32	• Maintaining Water Seal	32	
	• Bottle Trap	35	• Nahni Trap	35	
	• Gully Trap	37	• Intercepting Trap	38	
	• Grease Trap	40	• Stable Trap	40	
	• Silt Or Residual Trap	41			
4	DRAINAGE PIPES AND ITS JOINTING				42 - 50
	• Glazed Stone Ware Pipes	43	• Asbestos Cement Pipe	43	
	• Cast Iron Pipes	45	• P.V.C. Pipes	45	
	• Lead Pipes	46	• Galvanized Iron Pipes	46	
	• Reinforced Cement Concrete Pipes	46	• Copper Pipes	46	
	• Jointing Of Pipes	47			
5	TYPES OF INSPECTION CHAMBERS				51 - 58
	• Ventilation Of Underground Drainage	51	• Intercepting Chamber	52	
	• Man Hole	52	• Side Entrance Manhole	54	
	• Drop Manhole	54	• Petrol Interceptor	56	
	• Petrol Gully Trap	56	• Gully Trap Chamber	58	
	• Cover For Chambers	58			
6	HOUSE DRAINAGE SYSTEM				59 - 80
	• Terminology	59	• Drainage System	60	
	• Planning Guidelines	62	• Location	66	
	• Light And Ventilation	66	• Public Toilet Blocks	69	
	• Flooring And Wall Coverings	69	• Rain Water Disposal	73	
	• Surface Water Drainage	77	• Sub-soil Water Drainage	77	
	• Maintenance Of Drainage System	78	• Cleaning Equipments	79	

Scanned by CamScanner

7 INSPECTION OF DRAINAGE SYSTEM 81 - 86

- Water Test: 81
- Odour Test 82
- Sanitary Survey 84
- Smoke Test 82
- Mirror Test 82

8 ALTERNATIVE DRAINAGE SYSTEM 87 - 96

- Manual Labour 87
- Soak Pit / Trench 90
- Aqua Privy 92
- Septic Tank 88
- Readymade / Precasted Septic Tanks 91

9 SINGLE PIPE (SINGLE STACK) SYSTEM 97 - 99

- Single pipe system fully ventilated 98
- Improved Common Pipe System 98
- Improved Single Pipe System 98
- Common Pipe System 98

10 IMPORTANCE OF WATER SUPPLY 100

11 WATER CYCLE 101 - 106

Sources

- Lakes 101
- Rivers 102
- Infiltration Wells and Galleries 103
- Quantitative Aspects: 105
- Impounding Reservoirs 101
- Springs 102
- Qualitative Aspect 105

12 TREATMENT, PURIFICATION AND DISTRIBUTION OF WATER 107 - 114

- Treatment And Purification 107
- Water Demand 111
- Drinking Water Purity Standards 112
- Water Consumption 108
- Quality Of Water And Impurities 111

13 HARD WATER. SOFT WATER 115 - 116

- PH Value 116

14 WATER SUPPLY TO BUILDINGS 117 - 118

- Continuous water supply scheme 117
- Intermittent Water Supply Scheme 118

15 WATER SUPPLY AND DISTRIBUTION EQUIPMENTS IN BUILDINGS 119 - 130

- Galvanised Iron Pipes 119
- Tee, Reducer, Bend, Nipple, Union, Plug, Double Tee 120
- Pillar Tap, Mixing Tap 124
- P.V.C. Pipes 126
- G.I. Pipe Fittings (Connecting / jointing equipments) 119
- Water Control Equipments, Stop Valve, Stop Cock, Angle Cock 122
- Shower, Ball Valve 126
- C.P.V.C Pipes 128

16 WATER SUPPLY TO BUILDINGS 131 - 132

- Ferrule Connection 131
- Water Meter 131

17 DIRECT AND INDIRECT WATER SUPPLY 133 - 141

- Direct & Indirect Supply 133
- Water Storage Tank Capacity 134
- Masonry Tanks 135
- Prefabricated RCC Tanks 137
- A.C. Tanks 137
- Distribution & Supply 138
- Water Storage Tanks 133
- Components of water Storage Tank 134
- R.C.C. Tanks 135
- P.V.C. Tanks 137
- Steel Tanks 138
- Alternative 01 and 02 139

Scanned by CamScanner

18	WATER SUPPLY TO MULTISTORIED BUILDINGS	142 - 144

- Suction Tank 142
- Overhead Storage Tank 143

19	HOT WATER AND ITS DISTRIBUTION	145 - 155

- Instant Water Heaters 145
- Storage Type Water Heaters 145
- Solar Water Heater 146
- Flat Plate Collector 149
- Working 149
- Location 151
- Evacuated Tube Collector 152

20	SOLID WASTE (REFUSE) SANITATION	156 - 182

- Types 156
- Collection and storage 160
- Removal & Transportation 162
- Disposal 163
- Dumping / Land Fills 163
- Sanitary Land Fills 164
- Dumping Into sea 165
- Incineration 165
- Salvaging 166
- Animal Feeding 167
- Grinding / Pulverising 167
- Composting 168
- Banglore & Indore Methdo 169
- Salvaging and Composting 169
- Refuse Chute 170
- Biogas 178
- KVIC Model 179
- Janta Model 181

21	ELECTRICITY. ELECTRICITY SUPPLY AND DISTRIBUTION, ELECTRICAL INSTALLATIONS	183 - 249

- History 183
- Generation 184
- Terminologies 186
- Transmission/supply 194
- Components of Electrical Distribution in Buildings 199
- Service Connection 199
- Service Entrance 201
- Meter, Main Switch 204
- Meter Board 205
- Distribution Board 205
- Over Loading / Short Circuit 208
- Fuse Its Types 209
- M.C.B. 210
- Socket Outlets 212
- Lighting Outlets 213
- Ceiling rose, Connector 216
- Lamp Holder 217
- Earthing 217
- Switches 219
- Switch Plates 221
- Switch Box 223
- Conductors / Wires 223
- Wiring System 225
- Conduit System 227
- Casings, Batten Wiring 232
- Securing Conduits 233
- Preliminary Information 237
- Design Consideration 238
- Planning Guide lines 239
- Socket Outlets 239
- General Considerations 240
- Design Steps 242
- Load Calculations 242
- Solar Power (Electricity) 244

Appendix 'A-A'	250
CPVC Appendix	251
Appendix 'A'	251 - 252
Appendix 'B'	252

Scanned by CamScanner

DECODING THE REMNANTS OF

FORTS

PIADS

PRIYADARSHINI INSTITUTE OF ARCHITECTURE AND DESIGN STUDIES



Span : 1ST TO 9TH DECEMBER

Destinations: Gawilgarh Fort, Narnala Fort, Anchaleshwar and Heritage Structures of Nagpur

PRINCIPAL
PRIYADARSHINI INSTITUTE OF ARCHITECTURE & DESIGN STUDIES
Priyadarshini Campus, Digdoh Hills, Opp. Hingna Road
Near CRPF Campus, NAGPUR-19

PIADS WINTER SCHOOL 2018

PIADS 2018

SUMMER SCHOOL

Duration
15th to 24th June

Venue : PIADS, NAGPUR

Material Exploration
Camping
Design
IDEA
Concept
Analysis
Documentation
Creativity
Learning
FUN

PIADS
PRIYADARSHINI INSTITUTE OF ARCHITECTURE AND DESIGN STUDIES

PSS

PRIYADARSHINI INSTITUTE OF ARCHITECTURE & DESIGN STUDIES
Priyadarshini Campus, Digdoh Hills, Opp. Hingna Road,
Near CRPF Campus, NAGPUR-19

PIADS 2018

SUMMER SCHOOL

FESTIVAL

Formal Presentations by all the Course in-Charge.

Content of Presentation:

Poster of your Course

Day to Day Schedule of your Course

Intent of course Conduction

Methodology

Outcome

Date:
30th June 2018
Venue : PIADS, NAGPUR

Priyadarshini Campus, Digdoh Hills, Opp. Hingna Road,
Near CRPF Campus, NAGPUR-19

PIADS 2018

SUMMER SCHOOL

Duration
15th to 24th June

Venue : PIADS, NAGPUR

Material Exploration
Camping
Design
IDEA
Concept
Analysis
Documentation
Creativity
Learning
FUN

PIADS
PRIYADARSHINI INSTITUTE OF ARCHITECTURE AND DESIGN STUDIES

PSS

PRIYADARSHINI INSTITUTE OF ARCHITECTURE & DESIGN STUDIES
Priyadarshini Campus, Digdoh Hills, Opp. Hingna Road,
Near CRPF Campus, NAGPUR-19

PIADS Summer School 2018		
FACULTY NAME	**TOPIC**	**No. of Students**
Prof. Pradeep Padgilwar	Role of Contours on Topographic Maps	12
Ar.Kishor Rewatkar	Treatment of form and Fenestrations for Architectural Expressions in Tropical Conditions	4
Ar. Neema Gujarkar	Door Carpentry	0
Ar. VG Deoskar	Story telling : Visits to theatre buildings to know details of staging performing arts	15
Ar. Sarang Gurjar	Enriching Vision Through Derivation of Form	5
Ar. Nandini Kulkarni	Urban Infrastructure and Quality o f Life	4
Ar. Rashmi Dande	Image of City	18
Ar. S. Raoot	Visit to Gadchiroli	2
Ar. Saurabh Paliwal	Playing with GRIDS	8
Ar. Archana Bele	Walk down memory lane- Exploring Water Heritage of the City	16
Ar. Nikhil Wasade	Pottery	18
Ar. Prateek Barsagade	Learning from Sampoorna Bamboo Kendra, Melghat	5
Ar. Mrunal Gaikwad	A Documentery on Historical Building	4
Ar. Abhishek Bangre	Understanding and excecution of Temporary Structures	4
Ar. Manisha Yelne	Exploring Mud Construction Techniques	0
Ar. Shrutee Dhanorkar	Re-Designing Parks of Nagpur City	18
Ar. Krutika Rajderkar	Design your Own City (Utopia)	16
Mr. Ashish Paliwal	Structural stability through Nature	17
Ar.Anant Raole	Mitti ke Idols	17
Ar. Leena Ganvir	Documentation of a Temple	4
Ar. Aparna Tarar	Wall Art... As a part of architectural Expression in both interior as well as exterior designing	16
Ar. Prachi Sharma	Lets Stroll through history : A Heritage walk through Nagpur City: A retrospective Study	14
Ar. Arun Soman	Trekking and video documentation of PrataapGadh Fort	14
Mr. Sanjay Sharma	Aaoo Hindi Seekhen....	0
Ar. Radhika Pathak	Community Services	4
Ar. Neha Courasia	Make it Iconic	11
Ar. Rashmi Tijare	Imaging Futuristic Archtecture through Science Fiction	17
Ar. Sonali Borate	Importance of informal Sector in Urban Life	14
Ar. Anuya Killedar Moharil	Camping at Purushwadi: The Fire Fly Festival	15
Ar. Shivani Sharma	Experiencing the Journey of Architectural Conservation	6
Total Registrations		298

PRINCIPAL
PRIYADARSHINI INSTITUTE OF ARCHITECTURE & DESIGN STUDIES
Priyadarshini Campus, Digdoh Hills, Opp. Hingna Road,

how to create

A TOPOGRAPHIC MAP

learn the principles of contour mapping...

PIADS Summer School 2018

PSS 2018

at PIADS, side lawns..

more contours ...

more fun....

PIADS

PRIYADARSHINI INSTITUTE OF ARCHITECTURE AND DESIGN STUDIES

By: Prof. Padgilwar

PRINCIPAL

Priyadarshini Campus, Digdoh Hills, Opp. Hingna Road,
Near CRPF Campus, NAGPUR-19

TREATMENT OF FORM AND FENESTRATIONS FOR ARCHITECTURAL EXPRESSIONS IN TROPICAL CONDITIONS

PSS 2018

The treatment of form and the fenestrations with respect to the spatial organization, expression, and day lighting shall be studied through well designed tropical modern architectural masterpieces .
Students shall be involved in hands on workshop for analysizing with the help of study models, sketches e.t.c.

WORKSHOP INCHARGE AND RESOURCE PERSON

PROF.KISHOR P. REWATKAR

cell no 9822250925 E mail I d : kishorrewatkar@yahoo.com

Please note:
•Minimum number of participants shall be 10

PRIYADARSHINI INSTITUTE OF ARCHITECTURE AND DESIGN STUDIES,NAGPUR

PRIYADARSHINI INSTITUTE OF ARCHITECTURE & DESIGN STUDIES
Priyadarshini Campus, Digdoh Hills, Opp. Hingna Road,
Near CRPF Campus, NAGPUR-19

PSS 2018

PIADS

PRIYADARSHINI INSTITUTE OF ARCHITECTURE AND DESIGN STUDIES

Know thy City.....IN search of imagebility - a case study of Nagpur ,based on the theory of Kevin lynch

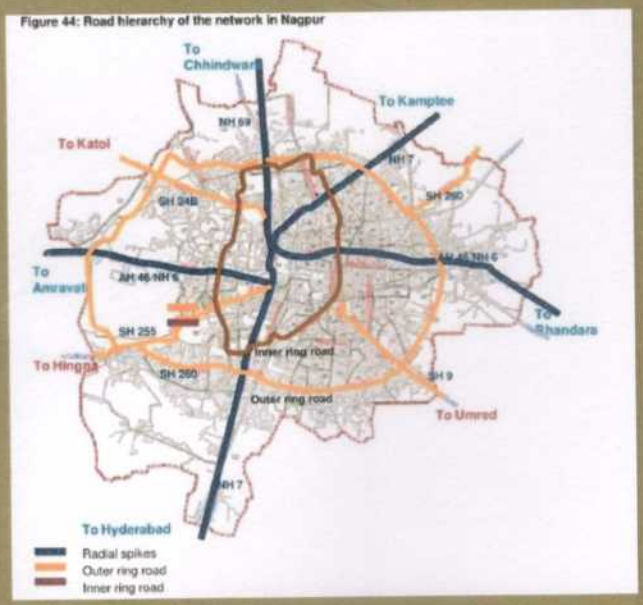

The imageability of a **space** is the ability of a navigator to **form** a coherent mental image or map of it.

Kevin Lynch, an urban planner, first investigated how the characteristics of an urban **space** affected and how well people remembered the features in it.

The study of the Image of the city is based on Lynch's findings of especially interesting imageable or memorable features of a space and are used by people to assist wayfinding by using image. using a set of common features: paths, landmarks, regions, edges (barriers), and nodes (intersections) to study the concept of imagebility in the old city area, Mahal and in the New Nagpur,

The students needs to investigated how the characteristics of an urban space affected how well people remembered its features .
Students need to interview the users, residents of the area and should draw sketch maps of their city from memory. From these sketch maps and verbal interviews students need to establish the concept of imageability of city and how well the sketch maps and interviews reflected the actual layout of each city.

Submitted By – Prof Rashmi Dande

Study of Image of City

SmartCity नागपूर

PRIYADARSHINI INSTITUTE OF ARCHITECTURE & DESIGN STUDIES
Priyadarshini Campus, Digdoh Hills, Opp. Hingna Road,
Near CRPF Campus, NAGPUR-19

MITTI KE IDOLS...

PIADS

PRIYADARSHINI INSTITUTE OF ARCHITECTURE AND DESIGN STUDIES

PSS 2018



By :
Prof. Anant Raole
At:
PIADS, Stilt Area
For:
All

PRIYADARSHINI INSTITUTE OF ARCHITECTURE & DESIGN STUDIES
Priyadarshini Campus, Digdoh Hills, Opp. Hingna Road,
Near CRPF Campus, NAGPUR-19

UTOPIA

Design Learn

Create Think

Dream Re - Think

Understand Think Weird

Course In Charge:

Krutika Rajderkar

9096856510

Venue:

PIADS, Nagpur.

PIADS Summer School 2015

Design Your Own City .....

PRINCIPAL

PIADS

PRIYADARSHINI INSTITUTE OF ARCHITECTURE & DESIGN STUDIES
Priyadarshini Campus, Digdoh Hills, Opp. Hingna Road,
Near CRPF Campus, NAGPUR-19

PSS 2018

Importance of
Informal Sector
In Urban Life

City Level

Neighbourhood level

Positive & Negative aspect

Activity Generator

Importance of space

Final Submission

A3 size Color Poster

Ar. Sonali Borate
PIADS, Nagpur

PRINCIPAL
PRIYADARSHINI INSTITUTE OF ARCHITECTURE & DESIGN STUDIES
Priyadarshini Campus, Digdoh Hills, Opp. Hingna Road,
Near CRPF Campus, NAGPUR-19

PSS 2018

Presented by
PRIYADARSHINI INSTITUTE OF ARCHITECTURE AND DESIGN STUDIES, NAGPUR

PIADS

PIADS Summer School 2018

REDESIGNING PARKS OF NAGPUR CITY –
REJUVENATING NEIGHBOURHOODS AND COMMUNITIES THROUGH PARKS

PARKS

- Centre of Community
- Mental Health Boost
- Place for Physical Activity
- Place for Kids to Be Outside
- Protect Natural Ecosystems
- It Can Be an Adventure
- Clean Air

BY- PROF. SHRUTEE S. DHANORKAR

PRIYADARSHINI INSTITUTE OF ARCHITECTURE & DESIGN STUDIES
Priyedarshini Campus, Digdoh Hills, Opp. Hingna Road,

PSS2018

15 JUNE-24JUNE

PARTICIPATION FEES: RS.500/-

VENUE : PIADS, NAGPUR

Prof. Sarang Gurjar



Enriching Vision Through Derivation of Form.....

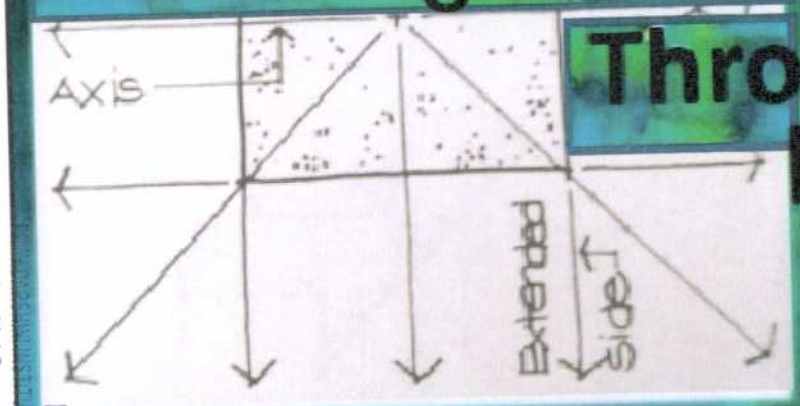

PRINCIPAL

Priyadarshini Campus, Digdoh Hills, Opp. Hingna Road,
Near CRPF Campus, NAGPUR-19

The Fireflies Festival: Camping at Purushwadi

- An Experience of a lifetime!!
- Valley facing Camping at Purushwadi and Bandardara.
- Nature trails in the morning,
- Rustic lunch in the village and interaction with the villagers
- Cool swim in the river.
- The Fireflies safari after sundown... Enjoy this beautiful natural wonder of millions of fireflies
- Cook dinner on open fire.
- Share some campfire music and stories.
- Catch a peaceful sleep under the stars!!!

Interested!!!

Contact me on WhatsApp @ 9975399082

PRIYADARSHINI INSTITUTE OF ARCHITECTURE & DESIGN STUDIES
Priyadarshini Campus, Digdoh Hills, Opp. Hingna Road,
Near CRPF Campus, NAGPUR-19

PIADS

PSS2018

Conducted By
Ar. Arun Soman

WALK THROUGH NATURE

LOOK THROUGH CAMERA....

TREKING RATANGARH FORT AND VIDEO DOCUMENTATION

3 DAYS 2 NIGHT STAY ON PRATAPGARH	FEE: 8000 Rs PER HEAD



TOUR schedule

- Practice visit of a local 'GOND FORT DEVGARH'
- Rappling in Bhandardara
- Treking and documentation of Ratangarh Fort
- Editing of video footage
- Dubbing and sound Editing
- Screening

NOTE:- As we would be camping in open, participants should be ready to adjust in jungle

Priyadarshini Campus, Digdoh Hills, Opp. Hingna Road,

PIADS

PSS2018

PLAY with CLAY

Clay Tiles

Wheel Pottery

There's nothing more fulfilling than creating something with your own hands .Play with clay and create your own masterpieces in this relaxing pottery workshop.

Murals

Sculpture

*It will be a charged workshop

Ar.Nikhil Wasade

PRINCIPAL
PRIYADARSHINI INSTITUTE OF ARCHITECTURE & DESIGN STUDIES
Priyedarshini Campus, Digdoh Hills, Opp. Hingna Road,
Near CRPF Campus, NAGPUR-19

PIADS
PRIYADARSHINI INSTITUTE OF ARCHITECTURE AND DESIGN STUDIES

Summer School

PSS2018

AR. NEHA CHOURASIA
MOB- 9096435870

MAKE IT iconic

FROM BORE TO WOW!! BY CREATING AN ATTRACTIVE SKIN

A DETAIL STUDY OF MATERIALS (ADVANTAGES & APPLICATIONS) TECHNOLOGIES, FUTURE SCOPE, SURVEYS & SOME RESEARCH.

FUN ELEMENT IS A SURPRISE !!!

3rd & 2nd YEARS (PREFERABLY)

VENUE: PIADS, NAGPUR





PRINCIPAL

Priyadarshini Campus, Digdoh Hills, Opp. Hingna Road,
Near CRPF Campus, NAGPUR-19

PIADS
PRIYADARSHINI INSTITUTE OF ARCHITECTURE AND DESIGN STUDIES

PSS - 18

PLAYING with GRIDS

PIADS Summer School 2018





UNDERSTANDING GRIDS IN NATURE

BASIC COMPOSITIONS

TYPES & VARIATIONS

CREATING COMPOSITIONS & CONCEPTS

STABILITY OF DESIGN

USE IN DESIGN AS AN ELEMENT

FACULTY : AR SAURABH PALIWAL
MOBILE : 9860287653
VENUE : 112 & 103 @ PIADS
TIME : 9.00 AM TO 5.00PM





PRINCIPAL
PRIYADARSHINI INSTITUTE OF ARCHITECTURE & DESIGN STUDIES
Priyadarshini Campus, Digdoh Hills, Opp. Hingna Road,
Near CRPF Campus, NAGPUR-19

Explore Gadchiroli:
HEMALKASA



Sanjeev Raoot

1NIGHT & 2DAYS Probable date : 14&15 JUNE

TENTATIVE EXPENDITURE PER PERSON : RS.6000/-

PIADS
PRIYADARSHINI INSTITUTE OF ARCHITECTURE AND DESIGN STUDIES

PRINCIPAL
PRIYADARSHINI INSTITUTE OF ARCHITECTURE & DESIGN STUDIES
Priyedarshini Campus, Digdoh Hills, Opp. Hingna Road,
Near CRPF Campus, NAGPUR-19

ग्रीष्मकालीन कार्यशाला 2018

फिर से सिखे

हिंदी



- वर्णमाला
- संज्ञा
- सर्वनाम
- वचन
- क्रिया
- विशेशण
- कारक
- काल

गद्य

पद्य

निबंध

कविता

संजय शर्मा

PRIYADARSHINI INSTITUTE OF ARCHITECTURE & DESIGN STUDIES
Priyadarshini Campus, Digdoh Hills, Opp. Hingna Road,
Near CRPF Campus, NAGPUR-19